

DAILY DERIVATIVES RESEARCH REPORT

December 29, 2025

NIFTY OI

Current	Absolute Chg
16.65	0.14
Previous	% Change
16.52	0.82%


INDIA VIX

Current	Absolute Chg
9.15	-0.04
Previous	% Change
9.19	-0.44%

PCR

Current	Absolute Chg
0.76	-0.22
Previous	% Change
0.98	-22.7%

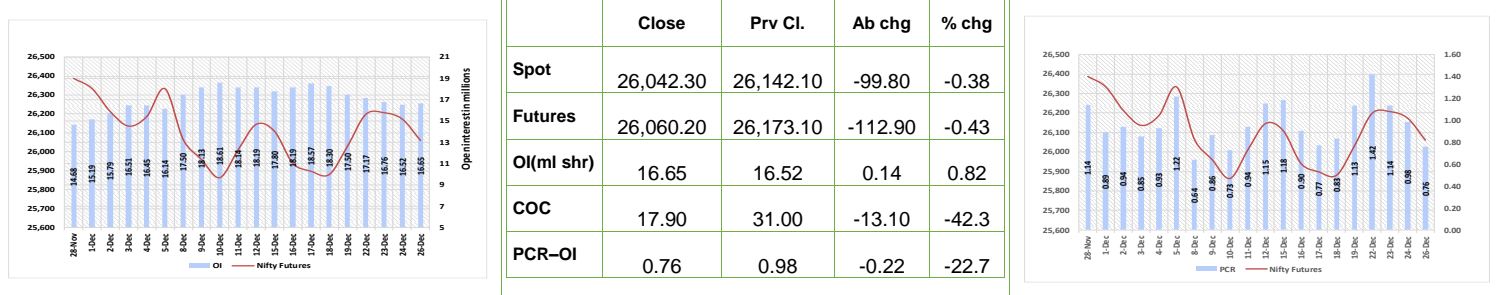
OUTLOOK



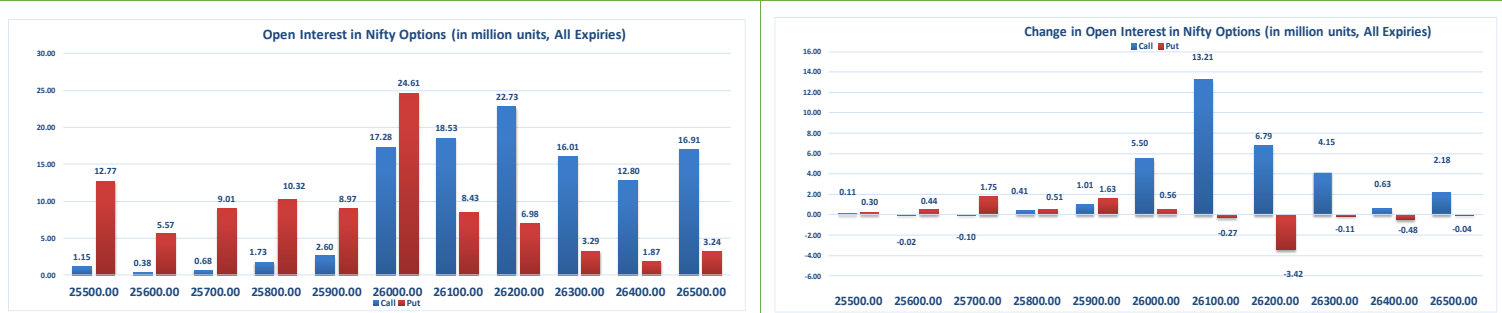
Summary

Indian markets closed on a negative note where selling was mainly seen in Information Technology, Media and Auto. Nifty Dec Futures closed at 26,060.20 (down 112.90 points) at a premium of 17.90 pts to spot.

Nifty Snapshot



Open Interest in Nifty Options

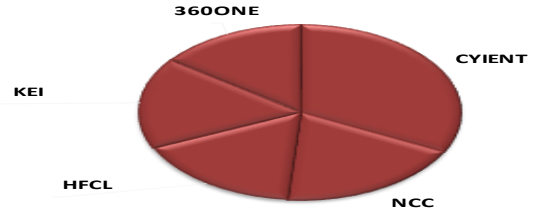


- » The above second chart shows previous trading day's change in Nifty options where Additions in OI were seen in 26200, 26100, 26000, strike Calls and at 26000, 25900, 25700 strike Puts indicating market is likely to remain range bound to cautious during the day.
- » Highest OI build-up is seen at 26200 strike Calls and 26000 strike Puts, to the tune of 22.73mn and 24.61mn respectively.

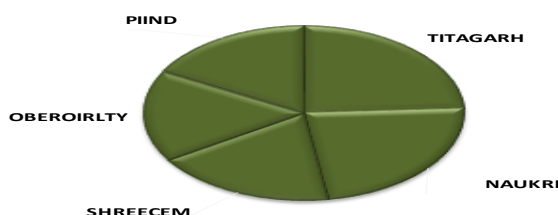
Long Builtup



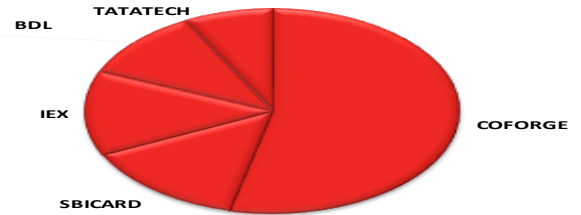
Long Unwinding



Short Covering



Short Builtup



DAILY DERIVATIVES RESEARCH REPORT

(Price is in Rs; OI is in million units; Price chg and OI chg are in percentage) **NB RESEARCH**

Fresh Longs seen in:					Fresh Shorts seen in:				
Scrip	Price	Price chg	OI	OI Chg	Scrip	Price	Price chg	OI	OI Chg
NBCC	122.3	5.1	93.2	10.5	COFORGE	1676.8	-3.5	15.2	14.7
FEDERALBNK	262.4	0.0	73.0	8.8	SBICARD	867.9	-0.3	19.4	14.2
TITAN	3991.8	2.0	10.2	7.6	IEX	135.4	-2.6	64.1	11.2
HINDUNILVR	2286.6	0.1	12.4	6.2	BDL	1482.6	-0.2	5.6	10.4
IRFC	133.8	9.8	55.0	5.2	TATATECH	656.4	-0.2	13.3	10.4
Short Covering seen in:					Long Unwinding seen in:				
Scrip	Price	Price chg	OI	OI Chg	Scrip	Price	Price chg	OI	OI Chg
TITAGARH	900.7	5.2	3.1	-21.2	CYIENT	1119.0	-0.2	1.8	-22.1
NAUKRI	1366.3	0.0	8.2	-5.7	NCC	158.0	-2.2	15.0	-12.8
SHREECEM	26385.0	1.0	0.3	-5.3	HFCL	61.4	-4.3	73.0	-11.6
OBEROIRLTY	1680.5	0.7	4.4	-4.3	KEI	4377.6	-1.1	1.3	-11.5
PIIND	3237.8	0.3	2.5	-3.0	360ONE	1182.2	-1.3	2.5	-10.1

Institutional Activity

Institutional Activity in previous trading session				Net FII Activity (in Rs cr.)				
(in Rs cr.)	Buy	Sell	Net	Date	Idx Fut	Stk Fut	Idx Opt	Cash
Index Futures	8979.53	10110.26	-1130.73	26-Dec	-1130.7	1166.3	7847.9	-318
Index Options	1046828.04	1038980.15	7847.89	24-Dec	1032.4	879.2	-1606.9	-1721
Stock Futures	127899.25	126732.97	1166.28	23-Dec	2097.9	1847.3	-5206.5	-1795
Stock Options	43967.47	43848.32	119.15	22-Dec	2675.7	1142.3	3262.0	-457
FII Cash	12,832.34	13,149.90	-317.56	19-Dec	1261.2	3651.7	1232.0	1831
DII Cash	9,980.68	8,208.12	1,772.56	18-Dec	-128.8	2254.1	-2084.4	596

Technical Pivot (Intraday):

	S2	S1	PIVOT	R1	R2
NIFTY	25975	26020	26085	26125	26190
BANKNIFTY	58880	58975	59100	59195	59325

Derivative Recommendations:

Stock Name	Call (Buy/Sell)	Entry price	Targets	Stop Loss	Duration	Status
ADANIENSOL 1000 CE	Buy	45	65	33	1-2 Days	OPEN

DAILY DERIVATIVES RESEARCH REPORT

NIFTY50 Options OI (CE OI = Resistance) (PE OI = Support)			
Symbol	Highest CE OI	Highest PE OI	CMP
ADANIENT	2400	2300	2232
ADANIPTS	1520	1500	1489
APOLLOHOSP	7500	7000	7162
ASIANPAINT	3000	2600	2748
AXISBANK	1290	1220	1228
BAJAJ-AUTO	9300	9000	9074
BAJAJFINSV	2100	1880	2014
BAJFINANCE	1050	1000	1000
BEL	410	400	399
BHARTIARTL	2160	2100	2106
CIPLA	1660	1400	1505
COALINDIA	410	400	403
DRREDDY	1300	1140	1268
EICHERMOT	8000	6300	7318
ETERNAL	310	285	282
GRASIM	3000	2700	2820
HCLTECH	1720	1440	1661
HDFCBANK	1000	1000	992
HDFCLIFE	800	700	749
HINDALCO	880	800	872
HINDUNILVR	2300	2300	2287
ICICIBANK	1400	1400	1351
INDIGO	5500	5000	5078
INFY	1600	1600	1656
ITC	410	400	405

NIFTY50 Options OI (CE OI = Resistance) (PE OI = Support)			
Symbol	Highest CE OI	Highest PE OI	CMP
JIOFIN	305	300	297
JSWSTEEL	1200	1000	1093
KOTAKBANK	2200	2000	2166
LT	4100	4000	4047
M&M	3800	3600	3618
MARUTI	17000	15000	16614
MAXHEALTH	1100	1040	1076
NESTLEIND	1320	1250	1271
NTPC	330	295	324
ONGC	250	230	235
POWERGRID	280	260	266
RELIANCE	1600	1500	1559
SBILIFE	2040	1840	2022
SBIN	1000	950	967
SHRIRAMFIN	1000	900	960
SUNPHARMA	1840	1700	1721
TATACONSUM	1200	1070	1176
TMPV	370	350	359
TATASTEEL	175	170	169
TCS	3300	3200	3278
TECHM	1600	1500	1615
TITAN	4000	3800	3992
TRENT	4400	4000	4283
ULTRACEMCO	12000	10800	11789
WIPRO	285	260	267

DAILY DERIVATIVES RESEARCH REPORT

OI against MWPL				
Symbol	MWPL	Open Interest	Limit for next day	% OI
KAYNES	4667784	12063600	1250701	258%
IRCTC	30082783	50611750	9334319	168%
SAMMAANCAP	122326971	203239500	Ban	166%
DIXON	6445442	10011850	3186823	155%
ADANIENT	30942206	47030418	6231917	152%
CONCOR	48077012	67381250	7844487	140%
BANDHANBNK	142752962	198432000	12352526	139%
RVNL	84941460	112397700	37655995	132%
IDEA	8713529091	11090704275	1416039284	127%
RBLBANK	91351468	116116100	8422956	127%
MCX	7635422	9669250	3781847	127%
HUDCO	75071250	95021550	31951540	127%
SAIL	216861410	271993700	26879831	125%
LICHSGFIN	45183075	54973000	8199744	122%
BDL	13786716	16258825	7799693	118%
NBCC	154894704	179998000	48066819	116%
CROMPTON	81400589	94429800	20388839	116%
IEX	133395043	150918750	65949800	113%
NMDC	517037525	581168250	149498496	112%
NATIONALUM	134225816	149673750	69258219	112%
MANAPPURAM	82205057	87609000	37566808	107%
PNB	447910372	474104000	176073008	106%
INOXWIND	144708707	152607283	47440785	105%
ABCAPITAL	122316423	128383400	36551940	105%
MAZDOCK	11364224	11835275	5856679	104%
PATANJALI	50840137	51714900	8908019	102%
BIOCON	90981174	92377500	40662064	102%
HFCL	147979599	149659350	66541020	101%
DLF	83667734	84404925	28301622	101%
INDIGO	32732860	33004200	19853119	101%
TATAELXSI	4309631	4262000	2332015	99%
IREDA	119011160	116968800	63649760	98%
ANGELONE	9647634	9351750	5529164	97%

OI against MWPL				
Symbol	MWPL	Open Interest	Limit for next day	% OI
PNBHOUSING	28062406	27023750	10913153	96%
JUBLFOOD	48884739	46287500	24623324	95%
CDSL	26647500	24714250	15402413	93%
GLENMARK	22585180	20658375	8520149	91%
VEDL	255091106	227372250	135360642	89%
RECLTD	187084550	166088900	85700092	89%
TITAGARH	12028036	10528450	7774014	88%
PETRONET	93668136	81424100	43238165	87%
IRFC	226853356	197038500	157154516	87%
KALYANKJIL	57552009	49785925	18802428	87%
PGEL	23897684	20602300	12724759	86%
LTF	126777205	107471804	73891757	85%
JSWENERGY	80203755	67818000	32012929	85%
TATATECH	27246569	22976000	14670835	84%
HINDZINC	167680340	141345400	115909939	84%
BHEL	169029877	141679125	93749094	84%
AMBER	3067454	2563300	1881105	84%
OFSS	3401732	2805225	1790880	82%
COFORGE	50163899	40361625	32603033	80%
ASTRAL	18495534	14879250	9455296	80%
EXIDEIND	68856800	54244800	32984135	79%
HAL	28450886	21910950	16941410	77%
GMRAIRPORT	534704421	411350625	327639909	77%
SBICARD	39583537	30347200	19825823	77%
AUROPARMA	41977935	31565050	18269992	75%
IDFCFIRSTB	761294821	568854300	375084443	75%
LICI	32057152	23877000	19218463	74%
PFC	203602113	151171800	109140748	74%
INDUSINDBK	93805784	69528200	43279888	74%
ASHOKLEY	409181558	302170000	229947549	74%
BSE	48385387	34808250	33171427	72%
WIPRO	292948819	208386000	168518839	71%
TATAPOWER	169808198	120435550	103211541	71%

FROM THE EQUITY DERIVATIVE DESK:

NIRAV HARISH CHHEDA
AVP - DERIVATIVES AND TECHNICAL RESEARCH
E-Mail: nirav.chheda@nirmalbang.com
Tel no: 6273-8199/8000

AMIT BHUPTANI
SNR.DERIVATIVES AND TECHNICAL RESEARCH
E-Mail: amit.bhuptani@nirmalbang.com
Tel no: 6273-8242/8000

DISCLOSURE

Research Reports that are published by Nirmal Bang Securities Private Limited (hereinafter referred to as "NBSPL") are for private circulation only. NBSPL is a registered Research Analyst under SEBI (Research Analyst) Regulations, 2014 having Registration no. INH000001766. NBSPL is also a registered Stock Broker with National Stock Exchange of India Limited, BSE Limited, Metropolitan Stock Exchange of India Limited, Multi Commodity Exchange of India Limited and , National Commodity and Derivative Exchange Limited in Capital Market , Equity and Commodities derivatives segments and Currency Derivatives Segment . NBSPL has other business divisions with independent research teams separated by Chinese walls, and therefore may, at times, have different or contrary views on stocks and markets. NBSPL or its associates have not been debarred / suspended by SEBI or any other regulatory authority for accessing / dealing in securities Market since last 20 years. NBSPL, its associates or analyst or his relatives do not hold any financial interest (Except Investment) in the subject company. NBSPL or its associates or Analyst do not have any conflict or material conflict of interest at the time of publication of the research report with the subject company. NBSPL or its associates or Analyst or his relatives may or may not hold beneficial ownership of 1% or more in the subject company at the end of the month immediately preceding the date of publication of this research report. NBSPL or its associates / analyst has not received any compensation / managed or co-managed public offering of securities of the company covered by Analyst during the past twelve months. NBSPL or its associates have not received any compensation or other benefits from the company covered by Analyst or third party in connection with the research report. Analyst has not served as an officer, director or employee of Subject Company. NBSPL / analyst has not been engaged in market making activity of the subject company. Analyst Certification: The research analysts and authors of these reports, hereby certify that the views expressed in this research report accurately reflects my/our personal views about the subject securities, issuers, products, sectors or industries. It is also certified that no part of the compensation of the analyst(s) was, is, or will be directly or indirectly related to the inclusion of specific recommendations or views in this research. The analyst(s) principally responsible for the preparation of this research report and has taken reasonable care to achieve and maintain independence and objectivity in making any recommendation.

DISCLAIMER

The Research Report is for the personal information of the authorized recipient and does not constitute to be any investment, legal or taxation advice. NBSPL is not soliciting any action based upon it. Nothing in the research report shall be construed as a solicitation to buy or sell any security or product, or to engage in or refrain from engaging in any such transaction. In preparing the research report, we did not take into account the investment objectives, financial situation and particular needs of the reader. The research report has been prepared for the general use of the clients of NBSPL and must not be copied, either in whole or in part, or distributed or redistributed to any other person in any form. If you are not the intended recipient you must not use or disclose the information in the research report in any way. Though disseminated to all the customers simultaneously, not all customers may receive the research report at the same time. NBSPL will not treat recipients as customers by virtue of their receiving the research report. The research report is not directed or intended for distribution to or use by any person or entity resident in a state, country or any jurisdiction, where such distribution, publication, availability or use would be contrary to law, regulation or which would subject NBSPL & its group companies to registration or licensing requirements within such jurisdictions. The report is based on the information obtained from sources believed to be reliable, but we do not make any representation or warranty that it is accurate, complete or up-to-date and it should not be relied upon as such. We accept no obligation to correct or update the information or opinions in it. NBSPL or any of its affiliates or employees shall not be in any way responsible for any loss or damage that may arise to any person from any inadvertent error in the information contained in the research report. NBSPL or any of its affiliates or employees do not provide, at any time, any express or implied warranty of any kind, regarding any matter pertaining to this report, including without limitation the implied warranties of merchantability, fitness for a particular purpose, and non-infringement. The recipients of the research report should rely on their own investigations. This information is subject to change without any prior notice. NBSPL reserves its absolute discretion and right to make or refrain from making modifications and alterations to this statement from time to time. Nevertheless, NBSPL is committed to providing independent and transparent recommendations to its clients, and would be happy to provide information in response to specific client queries. Before making an investment decision on the basis of research report, the reader needs to consider, with or without the assistance of an adviser, whether the advice is appropriate in light of their particular investment needs, objectives and financial circumstances. There are risks involved in securities trading. The price of securities can and does fluctuate, and an individual security may even become valueless. International investors are reminded of the additional risks inherent in international investments, such as currency fluctuations and international stock market or economic conditions, which may adversely affect the value of the investment. Opinions expressed are subject to change without any notice. Neither the company nor the director or the employees of NBSPL accept any liability whatsoever for any direct, indirect, consequential or other loss arising from any use of the research report and/or further communication in relation to the research report. Here it may be noted that neither NBSPL, nor its directors, employees, agents or representatives shall be liable for any damages whether direct or indirect, incidental, special or consequential including lost revenue or lost profit that may arise from or in connection with the use of the information contained in the research report. Copyright of this document vests exclusively with NBSPL. Our reports are also available on our website www.nirmalbang.com Registration granted by SEBI and certification from NISM in no way guarantee performance of NBSPL or provide any assurance of returns to investors.

**Nirmal Bang Research (Division of Nirmal Bang Securities Pvt. Ltd.) B-2, 301/302, Marathon Innova,
Opp. Peninsula Corporate Park Off. Ganpatrao Kadam Marg Lower Parel (W), Mumbai-400013
Board No. : 91 22 6723 8000/8001 Fax : 022 6723 8010**